

2016 NBQA
Market Cow and Bull
Head, Tongue, Dentition
Data



Plant Name: _____

Location: _____

Date: _____ Shift: _____

Recording Institution: _____

Recorder: _____

2016 National Beef Quality Audit – Market Cow and Bull

Head/Tongue/Dentition Data Sheet – *Protocol*

Sample size: One-third of each lot in one production day. A minimum of 2 head/lot should be captured.

- Data recorders should position themselves at a station near the USDA inspector on the head rail.
- Record the “Lot #” and “# head in lot”, if known, in the specified space. If the lot exceeds 300 head, continue tallies to the next table.
- If lot delineation is not possible, record condemnations on consecutive tables until one-third observation has been reached. This will mean recorders will observe every third head on the line throughout the day.
- See visual standards below for hair sore and cactus tongue examples.
- If the tongue is left on the rail or not marked with blue ink after inspection, there should be no tally under any of the condemned columns. A tally would then only be marked under a trimmed column if applicable.
- Any eruption through the gum, no matter the extent, is considered a full permanent incisor.

2016 National Beef Quality Audit – Market Cow and Bull

DEFINITIONS

Trimmed	Head or tongue that has had surface or interior tissue removed with a knife.
Condemned	Any carcass or part found upon final inspection to be unsound, unhealthful, unwholesome, or otherwise adulterated. ^a
Lymph Abscess	Diseased lymph glands. ^b A collection of pus in confined tissue spaces, usually caused by bacterial infection. ^c
Cont.	Contamination of the head or tongue with fecal matter, urine, hair, dirt, ingesta, milk, or other foreign matter. ^a
Hair Sore	An elevated lesion, usually ¼ to 1 ½ inches in diameter, located just in front of the dorsal eminence of the tongue. Lesions may be red or white in color depending on the chronicity of the lesion and will house foreign feed and hair particles. ^d See picture below.
Cactus Tongue	Sporadically placed, small lesions on the tongue resulting from the ingestion of cactus thorns.
Permanent Incisor	Teeth located in the bottom gum of the rostral region of the mouth. ^e See diagram.
Gummer	An animal with eight adult incisors that are worn down to the gum. ^b
Broken Mouth	Any defect that prohibits normal mastication. ^b

Source: ^aCode of Federal Regulations, Title 9, Volume 2, Chapter III, Part 310

^bNational Market Cow and Bull Beef Quality Audit – 2007: A Survey of Producer Related Defects, John David Nicholson

^cMerck Veterinary Manual

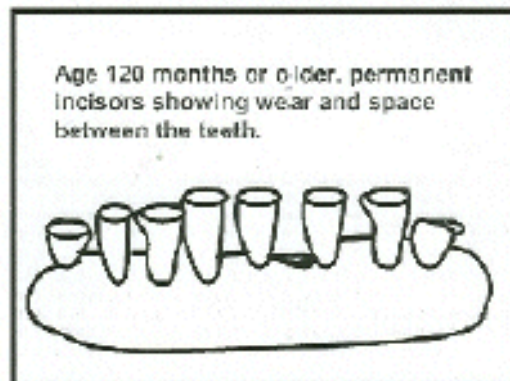
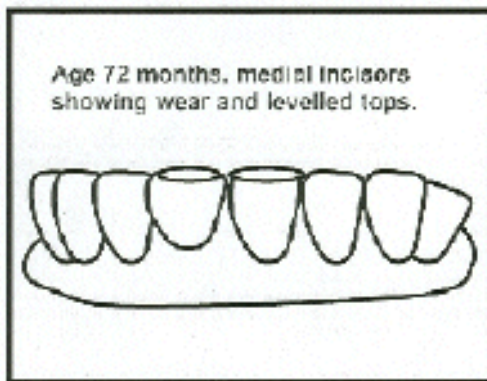
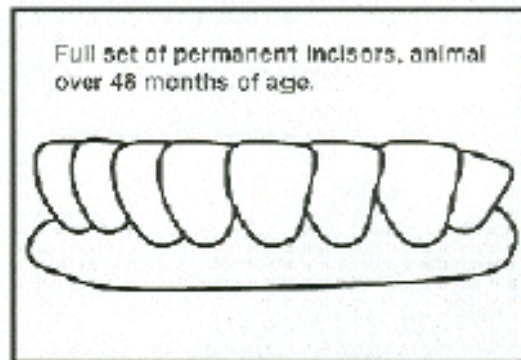
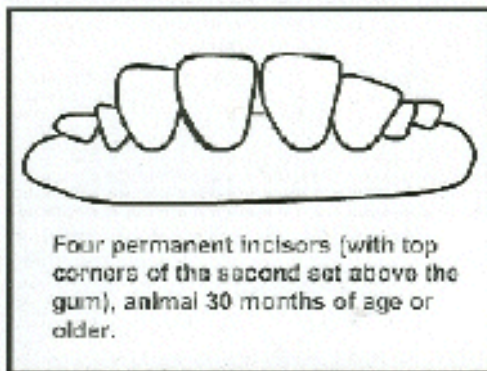
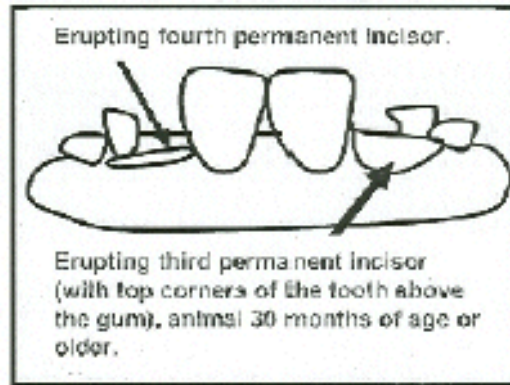
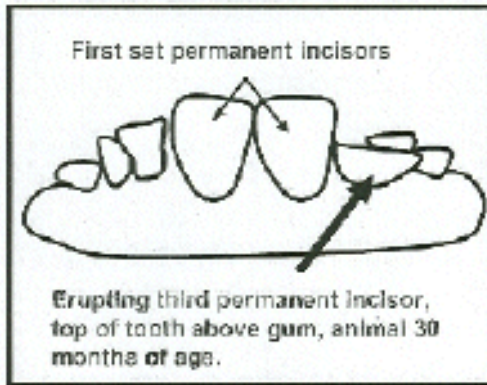
^dGill, D. R., R. J. Panciera, and R. A. Smith. 1996. Tongue lesions: Incidence and effects on performance of feedlot cattle.

^eFSIS, *Using Dentition to Age Cattle*,

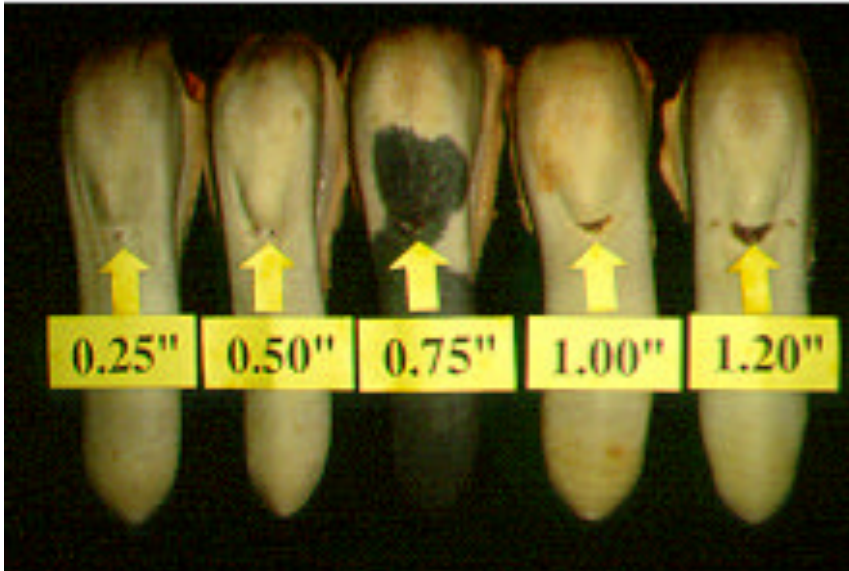
http://www.fsis.usda.gov/OFO/TSC/bse_information.htm

DIAGRAMS

The dentition depicted below represents animals 30 months of age or older.



Hair sore



Different sized tongue lesions. Photo courtesy of Mike Driscoll, EXCEL Corp., Dodge City, KS.

Source: ^dGill, D. R., R. J. Panciera, and R. A. Smith. 1996. Tongue lesions: Incidence and effects on performance of feedlot cattle.

2016 National Beef Quality Audit – Market Cow and Bull

Head/Tongue/Dentition Data Sheet

Date 12/14/15 Shift A Recorder McKensie Harris

Sample size: One-third of each lot in one production day. A minimum of 2 head/lot should be captured.
i.e. every third head on the line.

Lot Information	Head								Tongue									
	Lymph		Abscess		Cont.		Other		Lymph		Hair Sore		Cactus Tongue		Cont.		Other	
	T	C	T	C	T	C	T	C	T	C	T	C	T	C	T	C	T	C
LOT #: <u>26</u>																		
# in lot <u>30</u>																		
# to sample: <u>10</u>																		
1 2 3 4 5																		
6 7 8 9 10																		
11	12	13	14	15														
16	17	18	19	20														
21	22	23	24	25														
26	27	28	29	30														
31	32	33	34	35														
36	37	38	39	40														
41	42	43	44	45														
46	47	48	49	50														
51	52	53	54	55														
56	57	58	59	60														
61	62	63	64	65														
66	67	68	69	70														
71	72	73	74	75														
76	77	78	79	80														
81	82	83	84	85														
86	87	88	89	90														
91	92	93	94	95														
96	97	98	99	100														
Dentition (# of permanent incisors) (tally system)																		
0:									6:									
1:									7:	1								
2:									8:									
3:									Gummer:									
4:									Broken Mouth	1								
5:																		

Lot Information	Head								Tongue									
	Lymph		Abscess		Cont.		Other		Lymph		Hair Sore		Cactus Tongue		Cont.		Other	
	T	C	T	C	T	C	T	C	T	C	T	C	T	C	T	C	T	C
LOT #: <u>27</u>																		
# in lot <u>16</u>																		
# to sample: <u>6</u>																		
1 2 3 4 5																		
6 7 8 9 10																		
11	12	13	14	15														
16	17	18	19	20														
21	22	23	24	25														
26	27	28	29	30														
31	32	33	34	35														
36	37	38	39	40														
41	42	43	44	45														
46	47	48	49	50														
51	52	53	54	55														
56	57	58	59	60														
61	62	63	64	65														
66	67	68	69	70														
71	72	73	74	75														
76	77	78	79	80														
81	82	83	84	85														
86	87	88	89	90														
91	92	93	94	95														
96	97	98	99	100														
Dentition (# of permanent incisors) (tally system)																		
0:									6:									
1:									7:									
2:									8:									
3:									Gummer:									
4:									Broken Mouth									
5:																		

2016 National Beef Quality Audit – Market Cow and Bull

Head/Tongue/Dentition Data Sheet

Date _____ Shift _____ Recorder _____

Sample size: One-third of each lot in one production day. A minimum of 2 head/lot should be captured.
i.e. every third head on the line.

Lot Information					Head								Tongue									
LOT #: _____					Lymph		Abscess		Cont.		Other		Lymph		Hair Sore		Cactus Tongue		Cont.		Other	
# in lot _____					T	C	T	C	T	C	T	C	T	C	T	C	T	C	T	C	T	C
# to sample: _____																						
1	2	3	4	5																		
6	7	8	9	10																		
11	12	13	14	15																		
16	17	18	19	20																		
21	22	23	24	25																		
26	27	28	29	30																		
31	32	33	34	35																		
36	37	38	39	40																		
41	42	43	44	45																		
46	47	48	49	50																		
51	52	53	54	55																		
56	57	58	59	60																		
61	62	63	64	65																		
66	67	68	69	70																		
71	72	73	74	75																		
76	77	78	79	80																		
81	82	83	84	85																		
86	87	88	89	90																		
91	92	93	94	95																		
96	97	98	99	100																		
Dentition (# of permanent incisors) (tally system)																						
0: _____											6: _____											
1: _____											7: _____											
2: _____											8: _____											
3: _____											Gummer: _____											
4: _____											Broken Mouth _____											
5: _____																						

Lot Information					Head								Tongue									
LOT #: _____					Lymph		Abscess		Cont.		Other		Lymph		Hair Sore		Cactus Tongue		Cont.		Other	
# in lot _____					T	C	T	C	T	C	T	C	T	C	T	C	T	C	T	C	T	C
# to sample: _____																						
1	2	3	4	5																		
6	7	8	9	10																		
11	12	13	14	15																		
16	17	18	19	20																		
21	22	23	24	25																		
26	27	28	29	30																		
31	32	33	34	35																		
36	37	38	39	40																		
41	42	43	44	45																		
46	47	48	49	50																		
51	52	53	54	55																		
56	57	58	59	60																		
61	62	63	64	65																		
66	67	68	69	70																		
71	72	73	74	75																		
76	77	78	79	80																		
81	82	83	84	85																		
86	87	88	89	90																		
91	92	93	94	95																		
96	97	98	99	100																		
Dentition (# of permanent incisors) (tally system)																						
0: _____											6: _____											
1: _____											7: _____											
2: _____											8: _____											
3: _____											Gummer: _____											
4: _____											Broken Mouth _____											
5: _____																						